



**MONTHLY INVESTMENT REPORT
(unaudited)
September 30, 2013**



HARRIS COUNTY DEPARTMENT OF EDUCATION
(HCDE)
and
HCDE PUBLIC FACILITY CORPORATION **(PFC)**



Texas Comptroller
Leadership Circle
Gold Member

MONTHLY INVESTMENT REPORT (unaudited)

PURPOSE OF REPORT

- State compliance with state law, HCDE policy and investment strategy.
**Texas Government Code, Section 2256, Public Funds Investment Act; and
HCDE CDA (LEGAL) and CDA (LOCAL), Other Revenues: Investments**
- Describe investment position at report date.
**HCDE Portfolio by Investment Type
PFC Portfolio by Investment Type**
- State account or fund for each investment asset.
**HCDE Investment Earnings Reports
PFC Investment Earnings Reports**
- State book and market value for each investment asset at beginning and end of the period [quarter].
**HCDE Inventory Report
PFC Inventory Report**
- Present a summary statement for each pooled fund group, including beginning market value; additions and changes to market value during the period [quarter]; and ending market value.
**HCDE Inventory Report
PFC Inventory Report**



MONTHLY INVESTMENT REPORT (unaudited)

INVESTMENTS BY FUND BY TYPE AT September 30, 2013

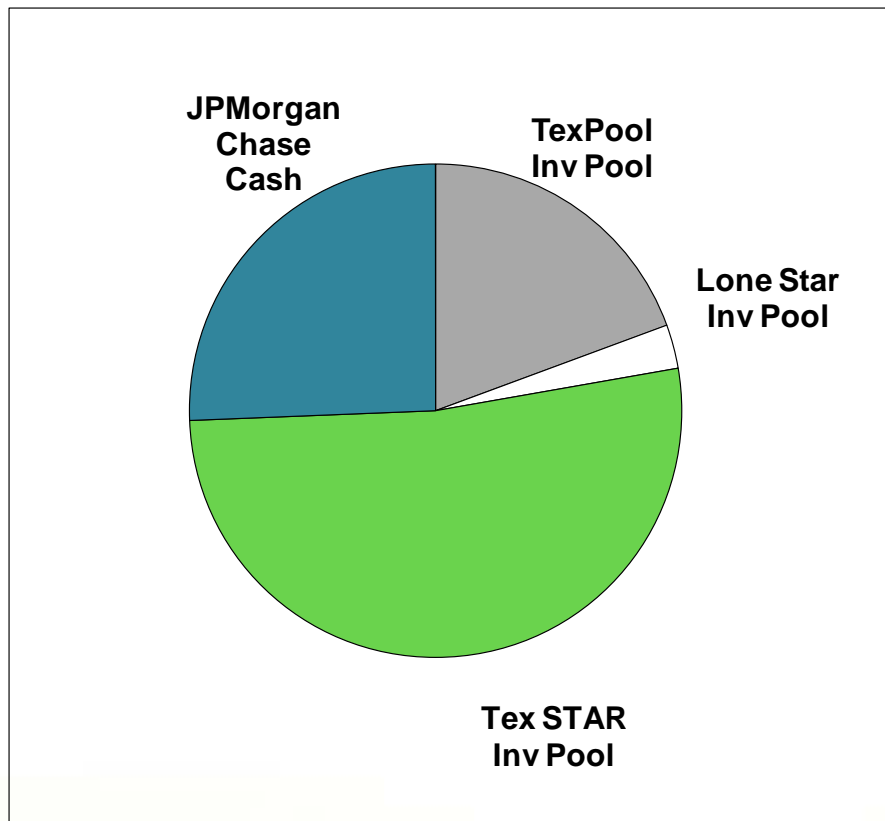


INVESTMENT TYPE	(a) GENERAL FUND	(b) RETIREMENT LEAVE FUND	(c) AGENCY FUNDS	(d) TOTAL HCDE (a) + (b) + (c)	(e) PUBLIC FACILITY CORP	(f) TOTAL FUNDS (d) + (e)
Lone Star Investment Pool	501,965	-	-	501,965	-	501,965
TexPool Investment Pool	2,527,951	865,944	-	3,393,896	-	3,393,896
TexSTAR Investment Pool	9,137,257	-	-	9,137,257	-	9,137,257
Bank-Cash	4,461,035	-	29,863	4,490,898	1,021,733	5,512,631
Totals:	16,628,207	865,944	29,863	17,524,015	1,021,733	18,545,748

MONTHLY INVESTMENT REPORT (unaudited)

HCDE Portfolio by Investment Type at September 30, 2013

\$17,524,015



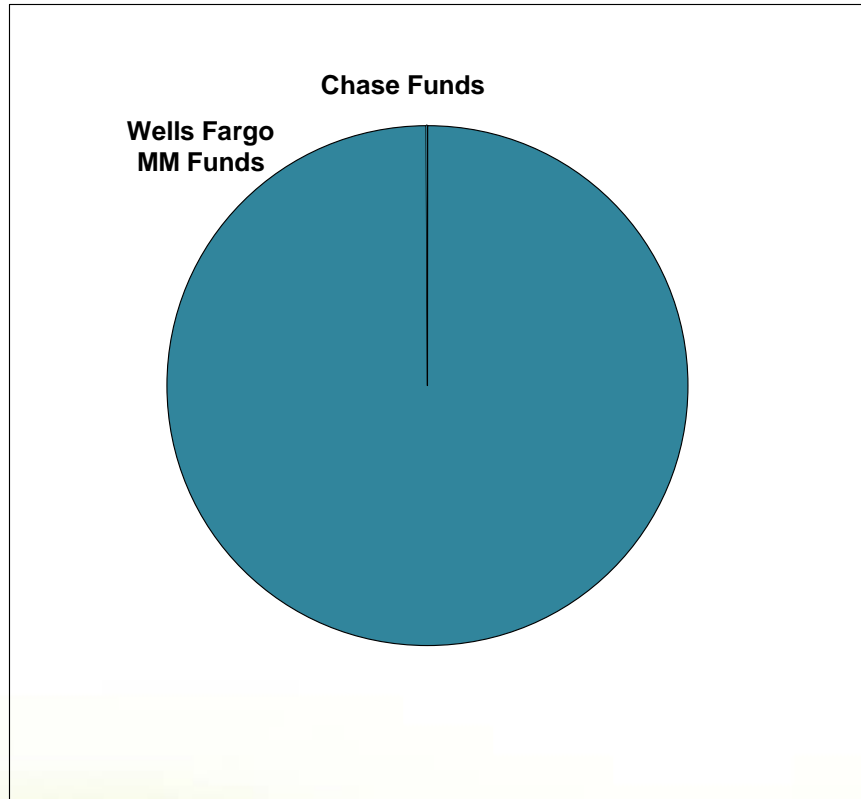
HCDE		
INVESTMENT TYPE	AMT INVESTED	% OF TOTAL
Bank Money Market Fund Sweep	\$4,490,898	26%
Investment Pools	\$13,033,117	74%



MONTHLY INVESTMENT REPORT (unaudited)

HCDE Portfolio by Investment Type at September 30, 2013

\$1,021,733



HCDE PFC		
INVESTMENT TYPE	AMT INVESTED	% OF TOTAL
Bank Money Market Fund Sweep	\$1,021,733	100%



MONTHLY INVESTMENT REPORT (unaudited)

Investment Portfolio Comparison

September 30, 2012 vs. September 30, 2013

	2012	2013	\$ INCR(DEC)	% INCR(DEC)
HCDE:				
Lone Star Inv. Pool	501,486	501,965	\$479	0%
TexSTAR Inv. Pool	10,790,894	9,137,257	(\$1,653,637)	-15%
TexPool Inv. Pool	3,393,896	3,393,896	\$0	0%
Bank – Sweep & Checking	3,713,087	4,490,898	\$777,810	21%
Totals:	\$18,399,363	\$17,524,015	(\$875,348)	-5%
HCDE PUBLIC FACILITY CORPORATION:				
	1,048,575	1,021,733	(\$26,842)	3%
Totals:	\$ 19,447,938	\$ 18,545,748	(\$902,190)	-2%




MONTHLY INVESTMENT REPORT (unaudited)

HARRIS COUNTY DEPARTMENT OF EDUCATION

General Fund Portfolio by Maturity Dates

\$17,524,015 As of September 30, 2013



MONTHLY INVESTMENT REPORT (unaudited)

Investment Portfolio at September 30, 2013

HCDE:	
■ Book Value	\$17,524,015
■ Market Value	\$17,524,015
■ Unrealized Gain/(Loss) *	(\$0)
■ Fiscal Year-to-Date Earnings, HCDE Funds:	\$711
HCDE PFC:	
■ Book Value	\$1,021,733
■ Market Value	\$1,021,733
■ Unrealized Gain/(Loss) *	(\$0)
■ Fiscal Year-to-Date Earnings, HCDE PFC Funds:	\$0

* *The loss will not be realized if HCDE holds investments until maturity.*



MONTHLY INVESTMENT REPORT (unaudited)

Summary Report at September 30, 2013

Beginning Book Value	\$22,117,681
Beginning Market Value	\$22,117,681
Beginning Weighted Average to Maturity	1 Day
Ending Book Value	\$17,524,015
Ending Market Value	\$17,524,015
Earnings for Period	\$711
Change in Book Value	(\$4,593,667)
Change in Market Value	(\$4,593,667)
Ending Weighted Average to Maturity	1 Day
Period Average Yield	0.05%
Period Average Benchmark **	0.010%



MONTHLY INVESTMENT REPORT (unaudited)

Investment Interest Rates and Yields Earned

FY2012-13 Compared to FY2013-14

	BANK %		INV POOLS %		U S AGENCIES %		COMM PAPER %	
	FY13	FY14	FY13	FY14	FY13	FY14	FY13	FY14
SEP	.01	.10	.09-.17	.04-.06	-	-	-	-
OCT	-	-	.10-.18	-	-	-	-	-
NOV	-	-	.09-.18	-	-	-	-	-
DEC	-	-	.10-.16	-	-	-	-	-
JAN	-	-	.08-.10	-	-	-	-	-
FEB	-	-	.08-.10	-	-	-	-	-
MAR	-	-	.10-.12	-	-	-	-	-
APR	-	-	.10-.11	-	-	-	-	-
MAY	-	-	.06-.10	-	-	-	-	-
JUN	-	-	.06-.10	-	-	-	-	-
JUL	-	-	.05-.10	-	-	-	-	-
AUG	-	-	.04-.10	-	-	-	-	-



Q & A

I certify that the foregoing information is true and accurate to the best of my knowledge.

/s/ Jesus Amezcua, Assistant Superintendent

/s/ Rosa Maria Torres, Chief Accounting Officer

/s/ Teresa Coronado, Budget Analyst

/s/ John Weber, Accounting, Reporting and Compliance Officer

