

MONTHLY INVESTMENT REPORT (unaudited)

PURPOSE OF REPORT

- State compliance with state law, HCDE policy and investment strategy.
Texas Government Code, Section 2256, Public Funds Investment Act; and HCDE CDA (LEGAL) and CDA (LOCAL), Other Revenues: Investments
- Describe investment position at report date.
Schedule 2 – HCDE Portfolio by Investment Type
Schedule 8 – PFC Portfolio by Investment Type
- State account or fund for each investment asset.
Schedule 5 – HCDE Investment Earnings Reports
Schedule 12 – PFC Investment Earnings Reports
- State book and market value for each investment asset at beginning and end of the period [quarter].
Schedule 7 – HCDE Inventory Report
Schedule 10 – PFC Inventory Report
- Present a summary statement for each pooled fund group, including beginning market value; additions and changes to market value during the period [quarter]; and ending market value.
Schedule 7 – HCDE Inventory Report
Schedule 10 – PFC Inventory Report

MONTHLY INVESTMENT REPORT (unaudited)


INVESTMENTS BY FUND BY TYPE AT April 30, 2013

INVESTMENT TYPE	(a) GENERAL FUND	(b) RETIREMENT LEAVE FUND	(c) AGENCY FUNDS	(d) TOTAL HCDE (a) + (b) + (c)	(e) PUBLIC FACILITY CORP	(f) TOTAL FUNDS (d) + (e)
Lone Star Investment Pool	501,841	-	-	501,841	0	501,841
TexPool Investment Pool	2,527,388	865,752	-	3,393,140	0	3,393,140
TexSTAR Investment Pool	21,558,593	-	-	21,558,593	0	21,558,593
Bank-Cash	3,446,997	-	28,826	3,475,823	1,048,594	4,524,417
Totals:	28,034,820	865,752	28,826	28,929,397	1,048,594	29,977,991

MONTHLY INVESTMENT REPORT (unaudited)

HCDE Portfolio by Investment Type at April 30, 2013

\$28,929,397

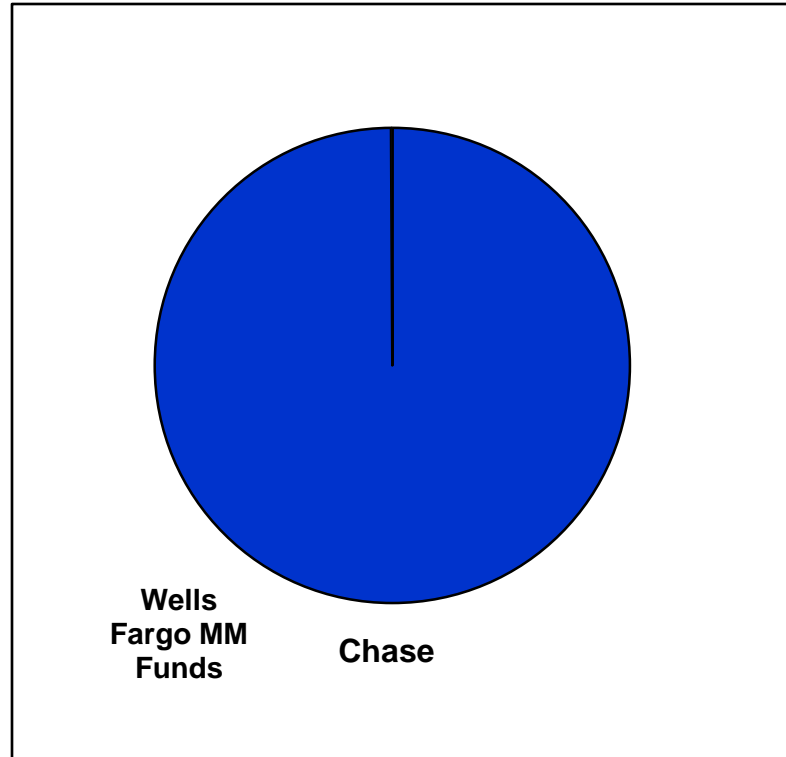


HCDE		
INVESTMENT TYPE	AMT INVESTED	% OF TOTAL
Bank Money Market Fund Sweep	\$3,475,823	12%
Investment Pools	\$25,453,574	88%

MONTHLY INVESTMENT REPORT (unaudited)

HCDE Portfolio by Investment Type at April 30, 2013

\$1,048,594



HCDE PFC		
INVESTMENT TYPE	AMT INVESTED	% OF TOTAL
Bank Money Market Fund Sweep	\$1,048,594	100%

MONTHLY INVESTMENT REPORT (unaudited)

Investment Portfolio Comparison

April 30, 2012 vs. April 30, 2013


	2012	2013	\$ INCR(DEC)	% INCR(DEC)
HCDE:				
Lone Star Inv. Pool	1,202,706	501,841	(\$700,865)	-58%
TexSTAR Inv. Pool	18,177,300	21,558,593	\$3,381,293	19%
TexPool Inv. Pool	3,393,140	3,393,140	\$0	0%
Bank – Sweep & Checking	4,022,012	3,475,823	(\$546,189)	-14%
Totals:	\$26,795,159	\$28,929,397	\$2,134,238	8%
HCDE PUBLIC FACILITY CORPORATION:				
	1,048,574	1,048,594	\$20	0%
Totals:	\$27,843,733	\$29,977,991	\$2,134,258	8%

MONTHLY INVESTMENT REPORT (unaudited)

HARRIS COUNTY DEPARTMENT OF EDUCATION

General Fund Portfolio by Maturity Dates

\$28,929,397 As of April 30, 2013



MONTHLY INVESTMENT REPORT (unaudited)

Investment Portfolio at April 30, 2013

HCDE:	
■ Book Value	\$28,929,397
■ Market Value	\$28,929,397
■ Unrealized Gain/(Loss) *	(\$0)
■ Fiscal Year-to-Date Earnings, HCDE Funds:	\$19,027
HCDE PFC:	
■ Book Value	\$1,048,594
■ Market Value	\$1,048,594
■ Unrealized Gain/(Loss) *	(\$0)
■ Fiscal Year-to-Date Earnings, HCDE PFC Funds:	\$17

** The loss will not be realized if HCDE holds investments until maturity.*

MONTHLY INVESTMENT REPORT (unaudited)

Summary Report at April 30, 2013

Beginning Book Value	\$30,485,392
Beginning Market Value	\$30,485,392
Beginning Weighted Average to Maturity	1 Day
Ending Book Value	\$28,929,397
Ending Market Value	\$28,929,397
Earnings for Period	\$2,524
Change in Book Value	(\$1,555,995)
Change in Market Value	(\$1,555,995)
Ending Weighted Average to Maturity	1 Day
Period Average Yield	0.10%
Period Average Benchmark **	0.051%

MONTHLY INVESTMENT REPORT (unaudited)

Investment Interest Rates and Yields Earned

FY2011-12 Compared to FY2012-13

	BANK %		INV POOLS %		U S AGENCIES %		COMM PAPER %	
	FY12	FY13	FY12	FY13	FY12	FY13	FY12	FY13
SEP	-	-	.08-.11	.09-.17	-	-	-	-
OCT	-	-	.10-.12	.10-.18	-	-	-	-
NOV	-	-	.09-.13	.09-.18	-	-	-	-
DEC	-	-	.05-.10	.10-.16	-	-	-	-
JAN	-	-	.10-.15	.08-.10	-	-	-	-
FEB	-	-	.09-.12	.08-.10	-	-	-	-
MAR	-	-	.10-.12	.10-.12	-	-	-	-
APR	-	-	.09-.13	.10-.11	-	-	-	-
MAY	-	-	.10-.14	-	-	-	-	-
JUN	-	-	.10-.16	-	-	-	-	-
JUL	-	-	.10-.13	-	-	-	-	-
AUG	-	-	.10-.15	-	-	-	-	-

MONTHLY INVESTMENT REPORT (unaudited)

Q & A

I certify that the foregoing information is true and accurate to the best of my knowledge.

/s/ Jesus Amezcua, Assistant Superintendent /s/ Rosa Maria Torres, Chief Accounting Officer

/s/ Teresa Coronado, Budget Analyst /s/ John Weber, A&R Compliance Officer

