

MONTHLY INVESTMENT REPORT (unaudited)

PURPOSE OF REPORT

- State compliance with state law, HCDE policy and investment strategy.
Texas Government Code, Section 2256, Public Funds Investment Act; and HCDE CDA (LEGAL) and CDA (LOCAL), Other Revenues: Investments
- Describe investment position at report date.
Schedule 2 – HCDE Portfolio by Investment Type
Schedule 8 – PFC Portfolio by Investment Type
- State account or fund for each investment asset.
Schedule 5 – HCDE Investment Earnings Reports
Schedule 12 – PFC Investment Earnings Reports
- State book and market value for each investment asset at beginning and end of the period [quarter].
Schedule 7 – HCDE Inventory Report
Schedule 10 – PFC Inventory Report
- Present a summary statement for each pooled fund group, including beginning market value; additions and changes to market value during the period [quarter]; and ending market value.
Schedule 7 – HCDE Inventory Report
Schedule 10 – PFC Inventory Report


MONTHLY INVESTMENT REPORT (unaudited)

INVESTMENTS BY FUND BY TYPE AT January 31, 2013

INVESTMENT TYPE	(a) GENERAL FUND	(b) RETIREMENT LEAVE FUND	(c) AGENCY FUNDS	(d) TOTAL HCDE (a) + (b) + (c)	(e) PUBLIC FACILITY CORP	(f) TOTAL FUNDS (d) + (e)
Lone Star Investment Pool	501,718	-	-	501,718	-	501,718
TexPool Investment Pool	2,526,770	865,540	-	3,392,310	-	3,392,310
TexSTAR Investment Pool	17,881,965	-	-	17,881,965	-	17,881,965
Bank-Cash	6,098,405	-	28,334	6,126,739	1,048,594	7,175,333
Totals:	27,008,858	865,540	28,334	27,902,732	1,048,594	28,951,326

MONTHLY INVESTMENT REPORT (unaudited)

HCDE Portfolio by Investment Type at January 31, 2013 \$27,902,732

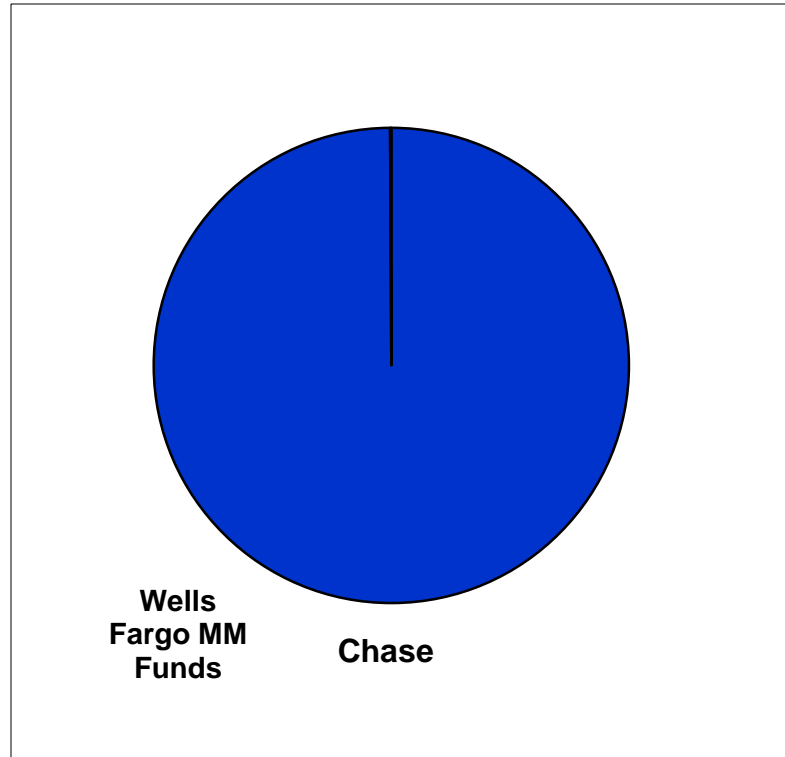


HCDE		
INVESTMENT TYPE	AMT INVESTED	% OF TOTAL
Bank Money Market Fund Sweep	\$6,126,739	22%
Investment Pools	\$21,775,993	78%

MONTHLY INVESTMENT REPORT (unaudited)

HCDE Portfolio by Investment Type at January 31, 2013

\$1,048,594



HCDE PFC		
INVESTMENT TYPE	AMT INVESTED	% OF TOTAL
Bank Money Market Fund Sweep	\$1,048,594	100%

MONTHLY INVESTMENT REPORT (unaudited)

Investment Portfolio Comparison

January 31, 2012 vs. January 31, 2013

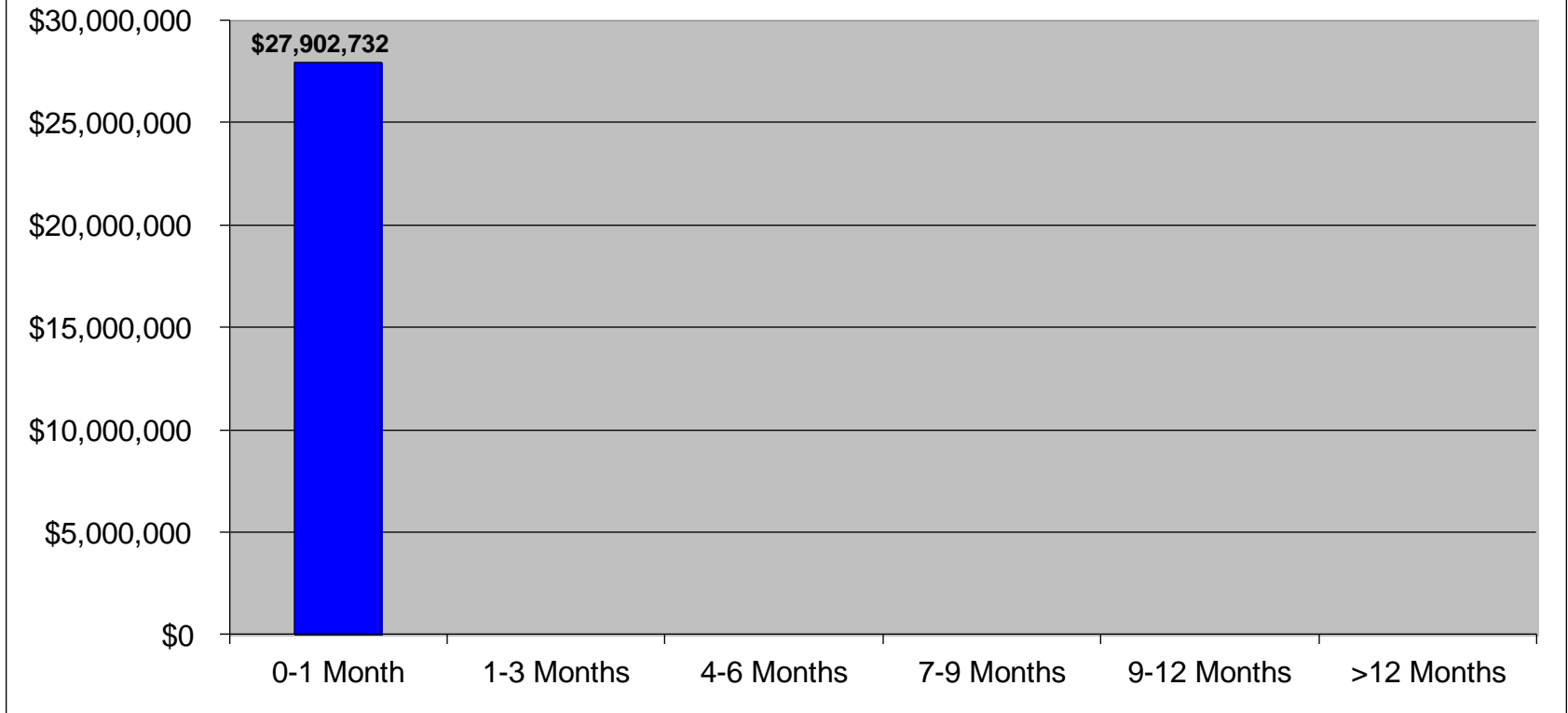
	2012	2013	\$ INCR(DEC)	% INCR(DEC)
HCDE:				
Lone Star Inv. Pool	1,259,915	501,718	(\$758,198)	-60%
TexSTAR Inv. Pool	16,417,637	17,881,965	\$1,464,328	9%
TexPool Inv. Pool	3,387,854	3,392,310	\$4,456	0%
Bank – Sweep & Checking	4,050,406	6,126,739	\$2,076,333	51%
Totals:	\$25,115,812	\$27,902,732	\$2,786,920	11%
HCDE PUBLIC FACILITY CORPORATION:				
	1,048,689	1,048,594	(\$95)	0%
Totals:	\$ 26,164,501	\$ 28,951,326	\$2,786,825	11%

MONTHLY INVESTMENT REPORT (unaudited)

HARRIS COUNTY DEPARTMENT OF EDUCATION

General Fund Portfolio by Maturity Dates

\$27,902,732 As of January 31, 2013



MONTHLY INVESTMENT REPORT (unaudited)

Investment Portfolio at January 31, 2013

HCDE:	
■ Book Value	\$27,902,732
■ Market Value	\$27,902,732
■ Unrealized Gain/(Loss) *	(\$0)
■ Fiscal Year-to-Date Earnings, HCDE Funds:	\$11,321
HCDE PFC:	
■ Book Value	\$1,048,594
■ Market Value	\$1,048,594
■ Unrealized Gain/(Loss) *	(\$0)
■ Fiscal Year-to-Date Earnings, HCDE PFC Funds:	\$17

** The loss will not be realized if HCDE holds investments until maturity.*

MONTHLY INVESTMENT REPORT (unaudited)

Summary Report at January 31, 2013

Beginning Book Value	\$19,326,654
Beginning Market Value	\$19,326,654
Beginning Weighted Average to Maturity	1 Day
Ending Book Value	\$27,902,732
Ending Market Value	\$27,902,732
Earnings for Period	\$2,088
Change in Book Value	\$8,576,077
Change in Market Value	\$8,576,077
Ending Weighted Average to Maturity	1 Day
Period Average Yield	0.10%
Period Average Benchmark **	0.071%

MONTHLY INVESTMENT REPORT (unaudited)

Investment Interest Rates and Yields Earned

FY2011-12 Compared to FY2012-13

	BANK %		INV POOLS %		U S AGENCIES %		COMM PAPER %	
	FY12	FY13	FY12	FY13	FY12	FY13	FY12	FY13
SEP	-	-	.08-.11	.09-.17	-	-	-	-
OCT	-	-	.10-.12	.10-.18	-	-	-	-
NOV	-	-	.09-.13	.09-.18	-	-	-	-
DEC	-	-	.05-.10	.10-.16	-	-	-	-
JAN	-	-	.10-.15	.08-.10	-	-	-	-
FEB	-	-	.09-.12	-	-	-	-	-
MAR	-	-	.10-.12	-	-	-	-	-
APR	-	-	.09-.13	-	-	-	-	-
MAY	-	-	.10-.14	-	-	-	-	-
JUN	-	-	.10-.16	-	-	-	-	-
JUL	-	-	.10-.13	-	-	-	-	-
AUG	-	-	.10-.15	-	-	-	-	-

MONTHLY INVESTMENT REPORT (unaudited)

Q & A

I certify that the foregoing information is true and accurate to the best of my knowledge.

/s/ Jesus Amezcua, Assistant Superintendent /s/ Rosa Maria Torres, Chief Accounting Officer

/s/ Teresa Coronado, Budget Analyst /s/ John Weber, A&R Compliance Manager

