

# MONTHLY INVESTMENT REPORT (unaudited)

## PURPOSE OF REPORT

- State compliance with state law, HCDE policy and investment strategy.  
**Texas Government Code, Section 2256, Public Funds Investment Act; and HCDE CDA (LEGAL) and CDA (LOCAL), Other Revenues: Investments**
- Describe investment position at report date.  
**Schedule 2 – HCDE Portfolio by Investment Type**  
**Schedule 8 – PFC Portfolio by Investment Type**
- State account or fund for each investment asset.  
**Schedule 5 – HCDE Investment Earnings Reports**  
**Schedule 12 – PFC Investment Earnings Reports**
- State book and market value for each investment asset at beginning and end of the period [quarter].  
**Schedule 7 – HCDE Inventory Report**  
**Schedule 10 – PFC Inventory Report**
- Present a summary statement for each pooled fund group, including beginning market value; additions and changes to market value during the period [quarter]; and ending market value.  
**Schedule 7 – HCDE Inventory Report**  
**Schedule 10 – PFC Inventory Report**

# MONTHLY INVESTMENT REPORT (unaudited)


## INVESTMENTS BY FUND BY TYPE AT June 30, 2013

INVESTMENT TYPE	(a) GENERAL FUND	(b) RETIREMENT LEAVE FUND	(c) AGENCY FUNDS	(d) TOTAL HCDE (a) + (b) + (c)	(e) PUBLIC FACILITY CORP	(f) TOTAL FUNDS (d) + (e)
Lone Star Investment Pool	501,896	-	-	501,896	-	501,896
TexPool Investment Pool	2,527,662	865,845	-	3,393,507	-	3,393,507
TexSTAR Investment Pool	19,781,824	-	-	19,781,824	-	19,781,824
Bank-Cash	2,340,542	-	29,573	2,370,115	1,048,594	3,418,709
<b>Totals:</b>	<b>25,151,924</b>	<b>865,845</b>	<b>29,573</b>	<b>26,047,342</b>	<b>1,048,594</b>	<b>27,095,936</b>

# MONTHLY INVESTMENT REPORT (unaudited)

## HCDE Portfolio by Investment Type at June 30, 2013

\$26,047,342

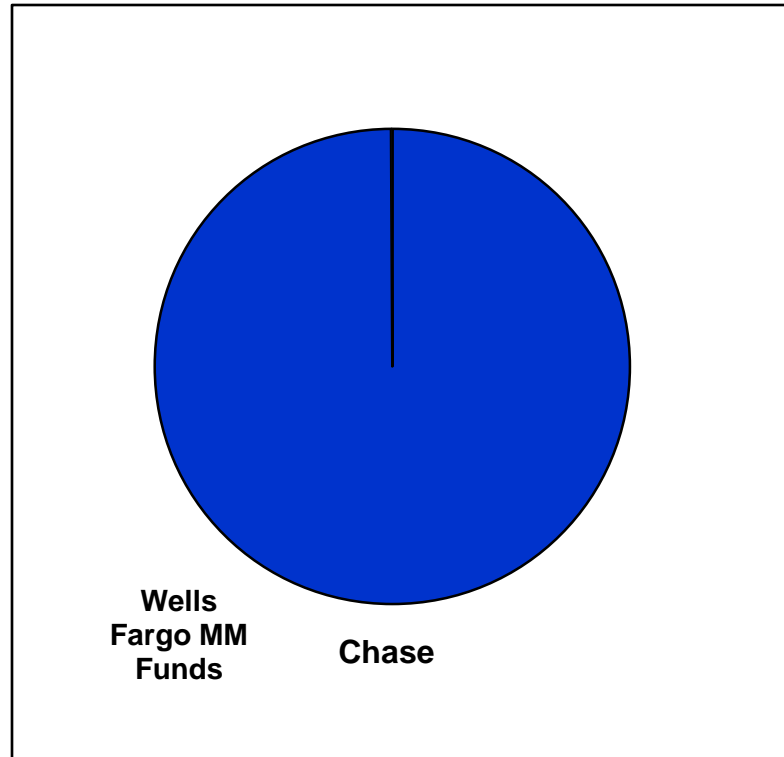


HCDE		
INVESTMENT TYPE	AMT INVESTED	% OF TOTAL
Bank Money Market Fund Sweep	\$2,370,115.20	9%
Investment Pools	\$23,677,226.94	91%

# MONTHLY INVESTMENT REPORT (unaudited)

## HCDE Portfolio by Investment Type at June 30, 2013

\$1,048,594



HCDE PFC		
INVESTMENT TYPE	AMT INVESTED	% OF TOTAL
Bank Money Market Fund Sweep	\$1,048,594	100%

# MONTHLY INVESTMENT REPORT (unaudited)

## Investment Portfolio Comparison

June 30, 2012 vs. June 30, 2013

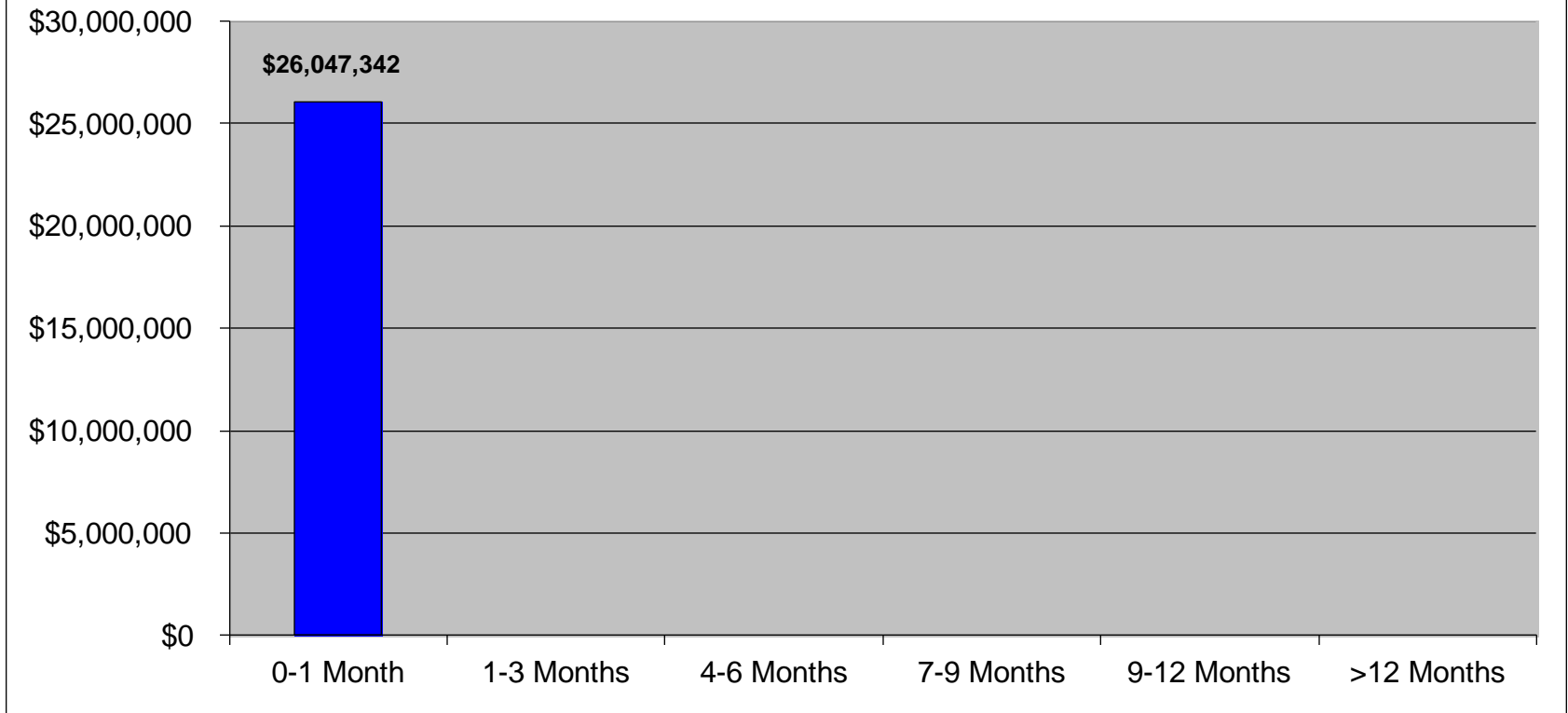
	2012	2013	\$ INCR(DEC)	% INCR(DEC)
<b>HCDE:</b>				
Lone Star Inv. Pool	512,364	501,896	(\$10,467)	-2%
TexSTAR Inv. Pool	15,918,084	19,781,824	\$3,863,740	24%
TexPool Inv. Pool	3,389,484	3,393,507	\$4,023	0%
Bank – Sweep & Checking	3,760,798	2,370,115	(\$1,390,683)	-37%
<b>Totals:</b>	\$23,580,729	\$26,047,342	\$2,466,613	10%
<b>HCDE PUBLIC FACILITY CORPORATION:</b>				
	1,048,574	1,048,594	\$20	0%
<b>Totals:</b>	\$ 24,629,303	\$ 27,095,936	\$2,466,633	10%

# MONTHLY INVESTMENT REPORT (unaudited)

## HARRIS COUNTY DEPARTMENT OF EDUCATION

General Fund Portfolio by Maturity Dates

\$26,047,342 As of June 30, 2013



# MONTHLY INVESTMENT REPORT (unaudited)

## Investment Portfolio at June 30, 2013

<b>HCDE:</b>	
■ Book Value	\$26,047,342
■ Market Value	\$26,047,342
■ <b>Unrealized</b> Gain/(Loss) *	(\$0)
■ Fiscal Year-to-Date Earnings, HCDE Funds:	<b>\$22,375</b>
<b>HCDE PFC:</b>	
■ Book Value	\$1,048,594
■ Market Value	\$1,048,594
■ Unrealized Gain/(Loss) *	(\$0)
■ Fiscal Year-to-Date Earnings, HCDE PFC Funds:	<b>\$17</b>

*\* The loss will not be realized if HCDE holds investments until maturity.*

# MONTHLY INVESTMENT REPORT (unaudited)

## Summary Report at June 30, 2013

Beginning Book Value	\$27,543,765
Beginning Market Value	\$27,543,765
Beginning Weighted Average to Maturity	1 Day
Ending Book Value	\$26,047,342
Ending Market Value	\$26,047,342
Earnings for Period	\$1,490
Change in Book Value	(\$1,496,423)
Change in Market Value	(\$1,496,423)
Ending Weighted Average to Maturity	1 Day
Period Average Yield	0.06%
Period Average Benchmark **	<b>0.051%</b>



# MONTHLY INVESTMENT REPORT (unaudited)

## Investment Interest Rates and Yields Earned

### FY2011-12 Compared to FY2012-13

	BANK %		INV POOLS %		U S AGENCIES %		COMM PAPER %	
	FY12	FY13	FY12	FY13	FY12	FY13	FY12	FY13
SEP	-	-	.08-.11	.09-.17	-	-	-	-
OCT	-	-	.10-.12	.10-.18	-	-	-	-
NOV	-	-	.09-.13	.09-.18	-	-	-	-
DEC	-	-	.05-.10	.10-.16	-	-	-	-
JAN	-	-	.10-.15	.08-.10	-	-	-	-
FEB	-	-	.09-.12	.08-.10	-	-	-	-
MAR	-	-	.10-.12	.10-.12	-	-	-	-
APR	-	-	.09-.13	.10-.11	-	-	-	-
MAY	-	-	.10-.14	.06-.10	-	-	-	-
JUN	-	-	.10-.16	.06-.10	-	-	-	-
JUL	-	-	.10-.13	-	-	-	-	-
AUG	-	-	.10-.15	-	-	-	-	-

# MONTHLY INVESTMENT REPORT (unaudited)

## Q & A

\*\*\*

I certify that the foregoing information is true and accurate to the best of my knowledge.

/s/ Jesus Amezcua, Assistant Superintendent      /s/ Rosa Maria Torres, Chief Accounting Officer

/s/ Teresa Coronado, Budget Analyst                      /s/ John Weber, A&R Compliance Officer

