

# MONTHLY INVESTMENT REPORT (unaudited)

## PURPOSE OF REPORT

- State compliance with state law, HCDE policy and investment strategy.  
**Texas Government Code, Section 2256, Public Funds Investment Act; and HCDE CDA (LEGAL) and CDA (LOCAL), Other Revenues: Investments**
- Describe investment position at report date.  
**Schedule 2 – HCDE Portfolio by Investment Type**  
**Schedule 8 – PFC Portfolio by Investment Type**
- State account or fund for each investment asset.  
**Schedule 5 – HCDE Investment Earnings Reports**  
**Schedule 12 – PFC Investment Earnings Reports**
- State book and market value for each investment asset at beginning and end of the period [quarter].  
**Schedule 7 – HCDE Inventory Report**  
**Schedule 10 – PFC Inventory Report**
- Present a summary statement for each pooled fund group, including beginning market value; additions and changes to market value during the period [quarter]; and ending market value.  
**Schedule 7 – HCDE Inventory Report**  
**Schedule 10 – PFC Inventory Report**

# MONTHLY INVESTMENT REPORT (unaudited)


## INVESTMENTS BY FUND BY TYPE AT November 30, 2012

INVESTMENT TYPE	(a) GENERAL FUND	(b) RETIREMENT LEAVE FUND	(c) AGENCY FUNDS	(d) TOTAL HCDE (a) + (b) + (c)	(e) PUBLIC FACILITY CORP	(f) TOTAL FUNDS (d) + ( e)
Lone Star Investment Pool	501,613	-	-	501,613	0	501,613
TexPool Investment Pool	2,526,235	865,357	-	3,391,592	0	3,391,592
TexSTAR Investment Pool	10,129,666	-	-	10,129,666	0	10,129,666
Bank-Cash	2,074,478	-	23,996	2,098,474	1,048,577	3,147,051
<b>Totals:</b>	<b>15,231,992</b>	<b>865,357</b>	<b>23,996</b>	<b>16,121,345</b>	<b>1,048,577</b>	<b>17,169,922</b>

# MONTHLY INVESTMENT REPORT (unaudited)

## HCDE Portfolio by Investment Type at November 30, 2012

\$16,121,345

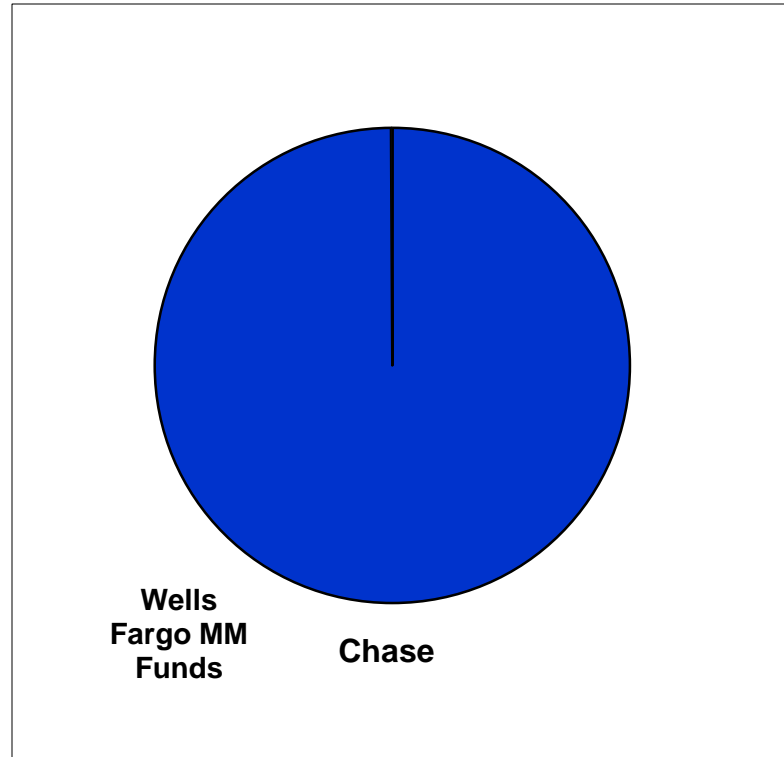


HCDE		
INVESTMENT TYPE	AMT INVESTED	% OF TOTAL
Bank Money Market Fund Sweep	\$2,098,474	13%
Investment Pools	\$ 14,022,871	87%

# MONTHLY INVESTMENT REPORT (unaudited)

HCDE Portfolio by Investment Type at November 30, 2012

\$1,048,577



HCDE PFC		
INVESTMENT TYPE	AMT INVESTED	% OF TOTAL
Bank Money Market Fund Sweep	\$1,048,577	100%

# MONTHLY INVESTMENT REPORT (unaudited)


## Investment Portfolio Comparison

November 30, 2011 vs. November 30, 2012

	2011	2012	\$ INCR(DEC)	% INCR(DEC)
<b>HCDE:</b>				
Lone Star Inv. Pool	1,259,717	501,613	(\$758,105)	-60%
TexSTAR Inv. Pool	7,199,734	10,129,666	\$2,929,933	41%
TexPool Inv. Pool	3,391,592	3,391,592	\$0	0%
Bank – Sweep & Checking	2,485,318	2,098,474	(\$386,844)	-16%
<b>Totals:</b>	\$14,336,361	\$16,121,345	\$1,784,984	12%
<b>HCDE PUBLIC FACILITY CORPORATION:</b>				
	1,048,608	1,048,577	(33)	0%
<b>Totals:</b>	\$15,384,969	\$17,169,922	\$1,784,953	12%

# MONTHLY INVESTMENT REPORT (unaudited)

## HARRIS COUNTY DEPARTMENT OF EDUCATION General Fund Portfolio by Maturity Dates As of November 30, 2012



# MONTHLY INVESTMENT REPORT (unaudited)

## Investment Portfolio at November 30, 2012

<b>HCDE:</b>	
■ Book Value	\$16,121,345
■ Market Value	\$16,121,345
■ <b>Unrealized</b> Gain/(Loss) *	(\$0)
■ Fiscal Year-to-Date Earnings, HCDE Funds:	<b>\$6,909</b>
<b>HCDE PFC:</b>	
■ Book Value	\$1,048,577
■ Market Value	\$1,048,577
■ Unrealized Gain/(Loss) *	(\$0)
■ Fiscal Year-to-Date Earnings, HCDE PFC Funds:	<b>\$-</b>

*\* The loss will not be realized if HCDE holds investments until maturity.*

# MONTHLY INVESTMENT REPORT (unaudited)

## Summary Report at November 30, 2012

Beginning Book Value	\$17,149,612
Beginning Market Value	\$17,149,612
Beginning Weighted Average to Maturity	1 Day
Ending Book Value	\$16,121,345
Ending Market Value	\$16,121,345
Earnings for Period	\$2,192
Change in Book Value	(\$1,028,268)
Change in Market Value	(\$1,028,268)
Ending Weighted Average to Maturity	1 Day
Period Average Yield	0.17%
Period Average Benchmark **	<b>0.091%</b>



# MONTHLY INVESTMENT REPORT (unaudited)

## Investment Interest Rates and Yields Earned

### FY2011-12 Compared to FY2012-13

	BANK %		INV POOLS %		U S AGENCIES %		COMM PAPER %	
	FY12	FY13	FY12	FY13	FY12	FY13	FY12	FY13
SEP	-	-	.08-.11	.09-.17	-	-	-	-
OCT	-	-	.10-.12	.10-.18	-	-	-	-
NOV	-	-	.09-.13	.09-.18	-	-	-	-
DEC	-	-	.05-.10	-	-	-	-	-
JAN	-	-	.10-.15	-	-	-	-	-
FEB	-	-	.09-.12	-	-	-	-	-
MAR	-	-	.10-.12	-	-	-	-	-
APR	-	-	.09-.13	-	-	-	-	-
MAY	-	-	.10-.14	-	-	-	-	-
JUN	-	-	.10-.16	-	-	-	-	-
JUL	-	-	.10-.13	-	-	-	-	-
AUG	-	-	.10-.15	-	-	-	-	-

# MONTHLY INVESTMENT REPORT (unaudited)

## Q & A

\*\*\*

I certify that the foregoing information is true and accurate to the best of my knowledge.

/s/ Jesus Amezcua, Assistant Superintendent      /s/ Rosa Maria Torres, Chief Accounting Officer

/s/ Teresa Coronado, Budget Analyst                      /s/ John Weber, A&R Compliance Manager

