

MONTHLY INVESTMENT REPORT (unaudited)

PURPOSE OF REPORT

- State compliance with state law, HCDE policy and investment strategy.
Texas Government Code, Section 2256, Public Funds Investment Act; and HCDE CDA (LEGAL) and CDA (LOCAL), Other Revenues: Investments
- Describe investment position at report date.
Schedule 2 – HCDE Portfolio by Investment Type
Schedule 8 – PFC Portfolio by Investment Type
- State account or fund for each investment asset.
Schedule 5 – HCDE Investment Earnings Reports
Schedule 12 – PFC Investment Earnings Reports
- State book and market value for each investment asset at beginning and end of the period [quarter].
Schedule 7 – HCDE Inventory Report
Schedule 10 – PFC Inventory Report
- Present a summary statement for each pooled fund group, including beginning market value; additions and changes to market value during the period [quarter]; and ending market value.
Schedule 7 – HCDE Inventory Report
Schedule 10 – PFC Inventory Report

MONTHLY INVESTMENT REPORT (unaudited)


INVESTMENTS BY FUND BY TYPE AT October 31, 2012

INVESTMENT TYPE	(a) GENERAL FUND	(b) RETIREMENT LEAVE FUND	(c) AGENCY FUNDS	(d) TOTAL HCDE (a) + (b) + (c)	(e) PUBLIC FACILITY CORP	(f) TOTAL FUNDS (d) + (e)
Lone Star Investment Pool	501,550	-	-	501,550	0	501,550
TexPool Investment Pool	2,525,911	865,245	-	3,391,156	0	3,391,156
TexSTAR Investment Pool	9,831,635	-	-	9,831,635	0	9,831,635
Bank-Cash	3,401,599	-	23,673	3,425,272	1,048,575	4,473,846
Totals:	16,260,694	865,245	23,673	17,149,612	1,048,575	18,198,187

MONTHLY INVESTMENT REPORT (unaudited)

HCDE Portfolio by Investment Type at October 31, 2012

\$17,149,612

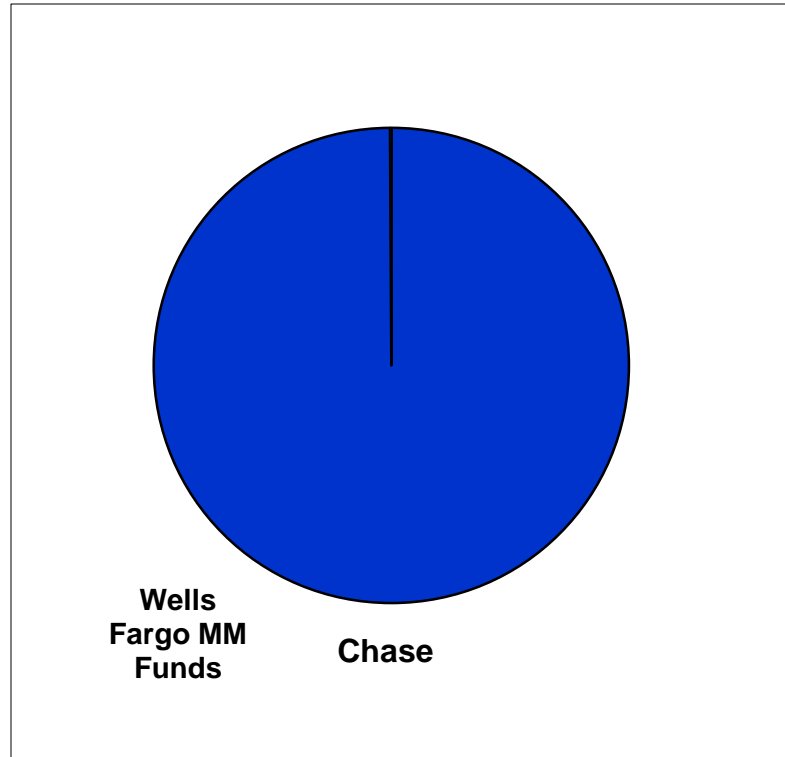


HCDE		
INVESTMENT TYPE	AMT INVESTED	% OF TOTAL
Bank Money Market Fund Sweep	\$3,425,271	20%
Investment Pools	\$ 13,724,341	80%

MONTHLY INVESTMENT REPORT (unaudited)

HCDE Portfolio by Investment Type at October 31, 2012

\$1,048,575



HCDE PFC		
INVESTMENT TYPE	AMT INVESTED	% OF TOTAL
Bank Money Market Fund Sweep	\$1,048,575	100%

MONTHLY INVESTMENT REPORT (unaudited)


Investment Portfolio Comparison

October 31, 2011 vs. October 31, 2012

	2011	2012	\$ INCR(DEC)	% INCR(DEC)
HCDE:				
Lone Star Inv. Pool	2,399,825	501,550	(\$1,898,275)	-79%
TexSTAR Inv. Pool	6,873,551	9,831,635	\$2,958,084	43%
TexPool Inv. Pool	3,659,388	3,391,156	(\$268,232)	-7%
Bank – Sweep & Checking	2,852,233	3,425,272	\$573,039	20%
Totals:	\$15,784,997	\$17,149,612	\$1,364,615	9%
HCDE PUBLIC FACILITY CORPORATION:				
	1,048,591	1,048,575	(\$16)	0%
Totals:	\$16,833,588	\$18,198,187	\$1,364,599	9%

MONTHLY INVESTMENT REPORT (unaudited)

HARRIS COUNTY DEPARTMENT OF EDUCATION General Fund Portfolio by Maturity Dates As of October 31, 2012



MONTHLY INVESTMENT REPORT (unaudited)

Investment Portfolio at October 31, 2012

HCDE:	
■ Book Value	\$17,149,612
■ Market Value	\$17,149,612
■ Unrealized Gain/(Loss) *	(\$0)
■ Fiscal Year-to-Date Earnings, HCDE Funds:	\$2,412
HCDE PFC:	
■ Book Value	\$1,048,575
■ Market Value	\$1,048,575
■ Unrealized Gain/(Loss) *	(\$0)
■ Fiscal Year-to-Date Earnings, HCDE PFC Funds:	\$-

** The loss will not be realized if HCDE holds investments until maturity.*

MONTHLY INVESTMENT REPORT (unaudited)

Summary Report at October 31, 2012

Beginning Book Value	\$18,396,146
Beginning Market Value	\$18,396,146
Beginning Weighted Average to Maturity	1 Day
Ending Book Value	\$17,149,612
Ending Market Value	\$17,149,612
Earnings for Period	\$2,412
Change in Book Value	(\$1,246,533)
Change in Market Value	(\$1,246,533)
Ending Weighted Average to Maturity	1 Day
Period Average Yield	0.18%
Period Average Benchmark **	0.127%

MONTHLY INVESTMENT REPORT (unaudited)

Investment Interest Rates and Yields Earned

FY2011-12 Compared to FY2012-13

	BANK %		INV POOLS %		U S AGENCIES %		COMM PAPER %	
	FY12	FY13	FY12	FY13	FY12	FY13	FY12	FY13
SEP	-	-	.08-.11	.09-.17	-	-	-	-
OCT	-	-	.10-.12	.10-.18	-	-	-	-
NOV	-	-	.09-.13	-	-	-	-	-
DEC	-	-	.05-.10	-	-	-	-	-
JAN	-	-	.10-.15	-	-	-	-	-
FEB	-	-	.09-.12	-	-	-	-	-
MAR	-	-	.10-.12	-	-	-	-	-
APR	-	-	.09-.13	-	-	-	-	-
MAY	-	-	.10-.14	-	-	-	-	-
JUN	-	-	.10-.16	-	-	-	-	-
JUL	-	-	.10-.13	-	-	-	-	-
AUG	-	-	.10-.15	-	-	-	-	-

MONTHLY INVESTMENT REPORT (unaudited)

Q & A

I certify that the foregoing information is true and accurate to the best of my knowledge.

/s/ Jesus Amezcua, Assistant Superintendent /s/ Rosa Maria Torres, Chief Accounting Officer

/s/ Teresa Coronado, Budget Analyst /s/ John Weber, A&R Compliance Manager

