

HARRIS COUNTY DEPARTMENT OF EDUCATION
And
HCDE PUBLIC FACILITY CORPORATION

Monthly Investment Report

At August 31, 2015 (unaudited)

Click below for a 1 minute Briefing

<http://www.showme.com/sh/?h=qwVkEMq>



MONTHLY INVESTMENT REPORT (unaudited)

PURPOSE OF REPORT

- State compliance with state law, HCDE policy and investment strategy.

**Texas Government Code, Section 2256, Public Funds Investment Act; and
HCDE CDA (LEGAL) and CDA (LOCAL), Other Revenues: Investments**

- Describe investment position at report date.

HCDE Portfolio by Investment Type

PFC Portfolio by Investment Type

- State account or fund for each investment asset.2

HCDE Investment Earnings Reports

PFC Investment Earnings Reports

- State book and market value for each investment asset at beginning and end of the period [quarter].

HCDE Inventory Report

PFC Inventory Report

- Present a summary statement for each pooled fund group, including beginning market value; additions and changes to market value during the period [quarter]; and ending market value.

HCDE Inventory Report

PFC Inventory Report



MONTHLY INVESTMENT REPORT (unaudited)

INVESTMENTS BY FUND BY TYPE

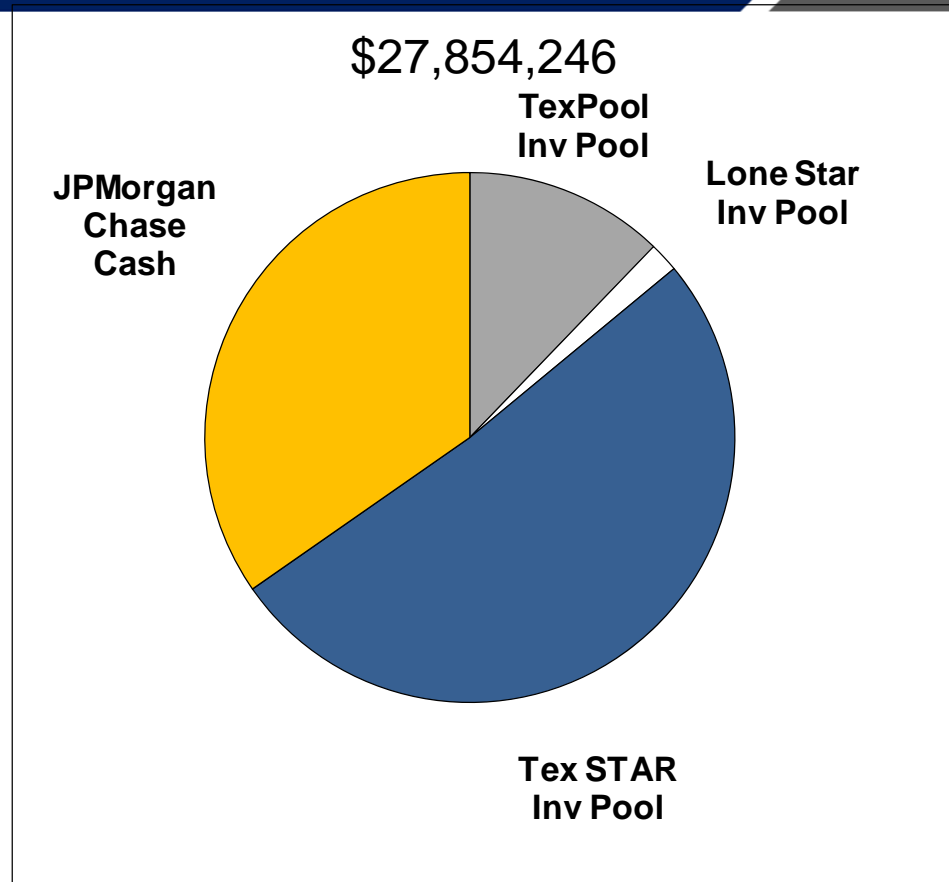
at August 31, 2015

INVESTMENT TYPE	(a) GENERAL FUND	(b) RETIREMENT LEAVE FUND	(c) AGENCY FUNDS	(d) TOTAL HCDE (a) + (b) + (c)	(e) PUBLIC FACILITY CORP	(f) TOTAL FUNDS (d) + (e)
Lone Star Investment Pool	\$ 502,476	-	-	\$ 502,476	\$ -	\$ 502,476
TexPool Investment Pool	2,529,934	866,623	-	3,396,557	-	3,396,557
TexSTAR Investment Pool	14,293,148	-	-	14,293,148	-	14,293,148
Bank-Cash	9,622,709	-	39,356	9,662,065	31,880	9,693,945
Totals:	\$ 26,948,266	\$ 866,623	\$ 39,356	\$ 27,854,246	\$ 31,880	\$ 27,886,126

MONTHLY INVESTMENT REPORT (unaudited)

HCDE Portfolio by Investment Type

at August 31, 2015

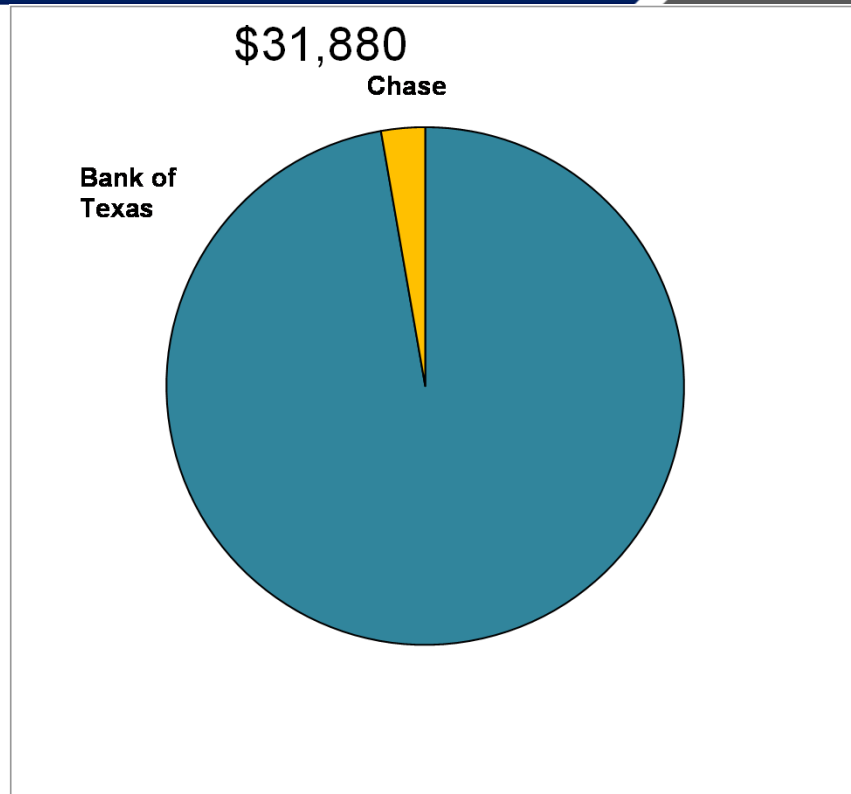


HCDE		
INVESTMENT TYPE	AMT INVESTED	% OF TOTAL
Bank Money Market Fund Sweep	\$9,662,065	35%
Investment Pools	\$18,192,181	65%

MONTHLY INVESTMENT REPORT (unaudited)

HCDE Portfolio by Investment Type

at August 31, 2015



HCDE PFC Reserves		
INVESTMENT TYPE	AMT INVESTED	% OF TOTAL
Bank Money Market Fund Sweep	\$874	3%
Bank of Texas Funds	\$31,006	97%

MONTHLY INVESTMENT REPORT (unaudited)

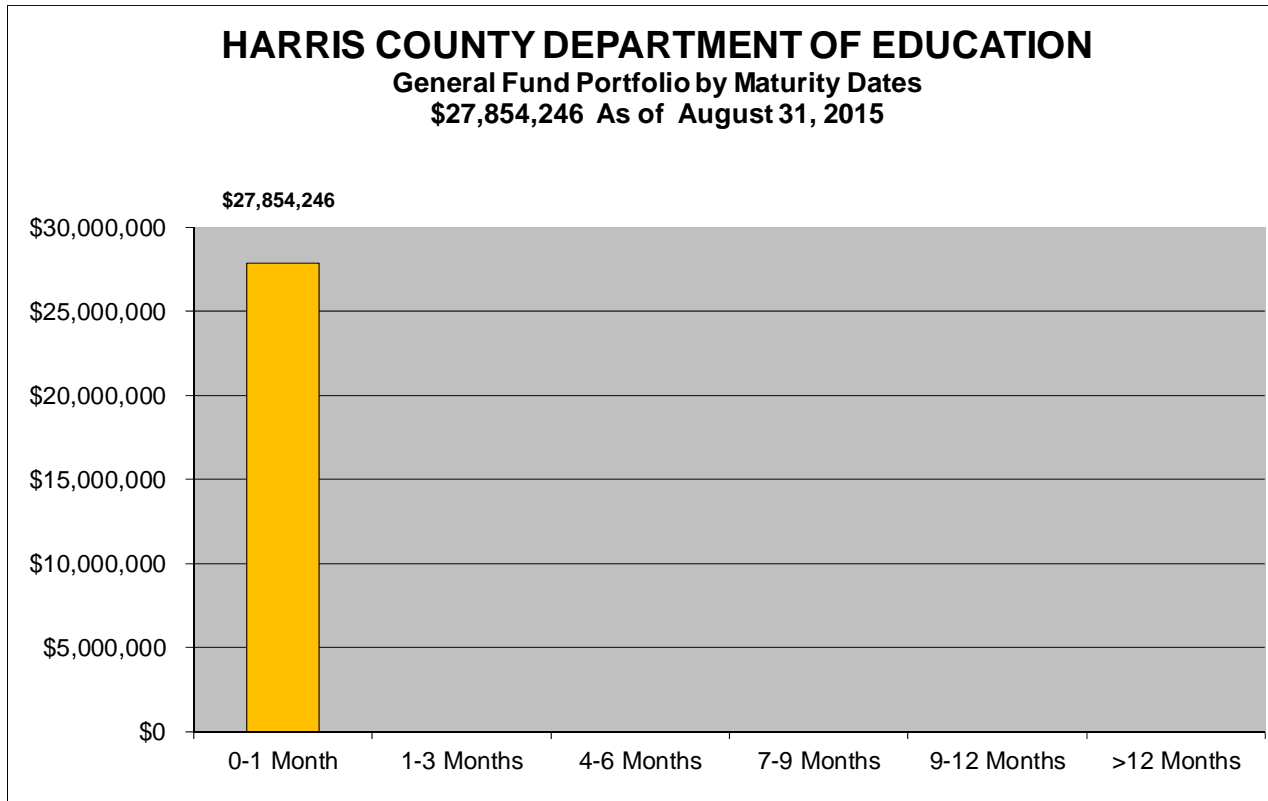
Investment Portfolio Comparison

August 31, 2014 vs. August 31, 2015

	FY2014	FY2015	\$ CHANGE FROM A YEAR AGO *	% CHANGE FROM A YEAR AGO
HCDE:				
Lone Star Inv. Pool	\$ 502,174	\$ 502,476	\$ 302	0%
TexSTAR Inv. Pool	19,143,479	14,293,148	(4,850,331)	-25%
TexPool Inv. Pool	3,394,945	3,396,557	1,612	0%
Bank – Sweep & Checking	2,561,581	9,662,065	7,100,483	277%
Totals:	\$25,602,179	27,854,246	2,252,067	9%
H.C.D.E. PUBLIC FACILITY CORPORATION:				
	1,021,733	31,880	(989,853)	-97%
	\$ 26,623,912	\$ 27,886,126	\$ 1,262,214	5%

* Note: This column is the comparison of the portfolio from one year ago to this year. The change represents the net additions, deletions, or withdrawals for the period.

MONTHLY INVESTMENT REPORT (unaudited)



MONTHLY INVESTMENT REPORT (unaudited)

HCDE Portfolio by Investment Type

at August 31, 2015

HCDE:	
Book value	\$ 27,854,246
Market Value	\$ 27,854,246
Unrealized Gain/(Loss)	\$ -
Fiscal Year-to-Date Earning, HCDE Funds	\$ 13,299
HCDE PFC:	
Book value	\$ 31,880
Market Value	\$ 31,880
Unrealized Gain/(Loss)	\$ -
Fiscal Year-to-Date Earning, HCDE Funds	\$ 17

** The loss will not be realized if HCDE holds investments until maturity.*

MONTHLY INVESTMENT REPORT (unaudited)
Summary Report at August 31, 2015

Beginning Book Value	\$ 30,174,720
Beginning Market Value	\$ 30,174,720
Beginning Weighted Average to	1 Day
Ending Book Value	\$ 27,854,246
Ending Market Value	\$ 27,854,246
Earnings for Period	\$1,301
Change in Book Value	\$ (2,320,474)
Change in Market Value	\$ (2,320,474)
Ending Weighted Average to Maturity	1 Day
Period Average Yield	0.082%
Period Average Benchmark **	0.097%

MONTHLY INVESTMENT REPORT (unaudited)
Investment Interest Rates and Yields Earned
FY2013-14 Compared to FY2014-15

	BANK %		INV POOLS %		U S AGENCIES %		COMM PAPER %	
	FY14	FY15	FY14	FY15	FY14	FY15	FY14	FY15
SEP	.10	-	.04-.06	.02-.05	-	-	-	-
OCT	-	-	.04-.07	.03-.05	-	-	-	-
NOV	-	-	.04-.06	.03-.05	-	-	-	-
DEC	-	-	.03-.04	.04-.06	-	-	-	-
JAN	-	-	.03-.04	.05-.06	-	-	-	-
FEB	-	-	.028-.03	.02-.05	-	-	-	-
MAR	-	-	.03-.04	.05-.07	-	-	-	-
APR	-	-	.02-.04	.05-.07	-	-	-	-
MAY	-	-	.02-.04	.06-.07	-	-	-	-
JUN	-	-	.03-.05	.06-.07	-	-	-	-
JUL	-	-	.03-.05	.06-.08	-	-	-	-
AUG	-	-	.03-.05	.07-.10	-	-	-	-

Q & A

• ***

- I certify that the foregoing information is true and accurate to the best of my knowledge.
 - /s/ Jesus Amezcua, Ph.D., CPA, RTSBA Assistant Superintendent
 - /s/ Rosa Maria Torres, RTSBA, Chief Accounting Officer
 - /s/ Teresa Coronado, MBA, RTSBA, Budget Analyst

